

2013 Bechtel International Center Spring Fest Performance

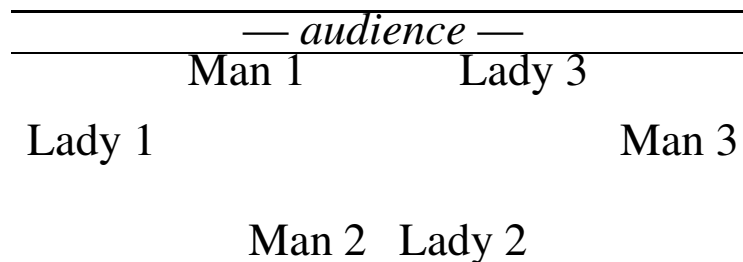
A 9 x 32 bar mixed jig/reel for 6 people in multiple formations.

Composed 17 May 2013 by Stanford Ceili.

Stanford Ceili Performance Choreography #14.

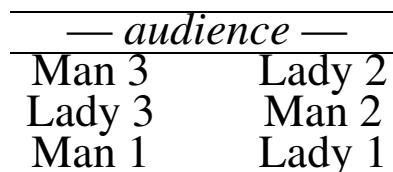
This dance is set to “David’s Jig/Valerie Pringle’s Reel,” by Natalie MacMaster (“Yours Truly,” 2006).

This performance begins in a triangle formation of 3 couples, with the top vertex pointed toward the audience. In other words:



Music starts as a jig. Use jig footwork. (Music is preceded by 4 beats, to indicate tempo.)

- (8) [0:02] **Spinning Lead Around.**
- (2) [0:02] Lead Around, as usual.
- (2) [0:04] Couples turn (“spin”) around their respective centers, men dancing forward while ladies back up, while the center advances to the next couples place around the triangle.
- (4) [0:06] Repeat spinning advance twice more, ending one couple’s spot counterclockwise beyond starting place. However, end in 2 lines of 3 (trio facing trio), with the center between the lines perpendicular to the audience:



(72) [0:10] **Hallucination Jig Block.**

(8) [0:10] Don't Set All Around.

(16) [0:17] Double Heys For Three.

On bars 7–8, corners in each line of 3 turn once by Left before returning to home places, while centers dance to their home places. All return home by the end of bar 14, and do a Rise & Grind on bars 15–16.

(16) [0:33] Manx Cross.

(16) [0:48] Allison Rose.

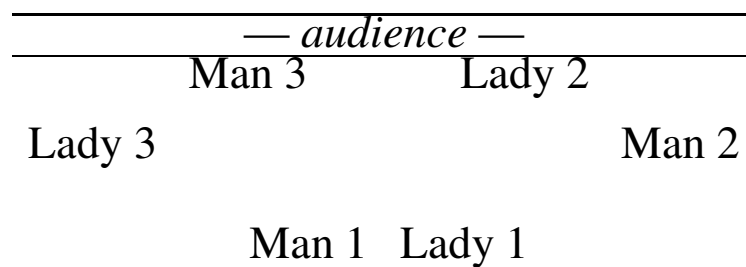
(16) [1:04] Rights & Lefts For 6.

(16) [1:19] **Lee's Demand Block.**

(8) [1:19] Grand Chain.

(8) [1:27] Around The House.

Couples return to where they started the House. However, they rearrange themselves into a triangle again, as at the beginning of the dance:

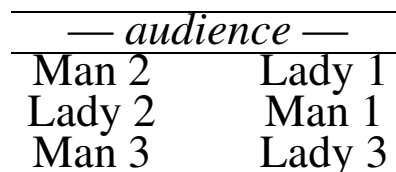


Music changes melody at 1:35, to a reel. Use reel footwork.

(16) [1:35] **Iris For 6.**

Men follow their contra corner lady. Ladies trail their partner. When dancing through the center, dance 7s to the Left (facing in); when dancing along the sides, dance 7s to the Right (facing out). This causes couples to rotate counter-clockwise 1 couple's spot.

At the end, form 2 lines of trios facing trios again:



(96) [1:50] **Fairy Reel.**

On the final 2 bars (during Pass Through), form a line of 6 facing the audience, with the trios turning about the center person (so that the corner closest to the audience backs up and the corner furthest from the audience dances forward):

— *audience* —
Lady 3 Man 1 Lady 1 Man 2 Lady 2 Man 3

(48) [3:23] **Galway Reel For 6.**

During arches, aim the arch so that the person dancing under the arch dances toward the audience.

Normally, at the end of Galway Reel, the dancers would be arranged as follows:

— *audience* —
Man 2 Lady 2 Man 3 Lady 3 Man 1 Lady 1

However, on the final 2 bars, instead of opening the 2 rings into a straight line, reform triangle as before, with couples again having rotated 1 spot counterclockwise:

— *audience* —
Man 2 Lady 1
Lady 2 Man 1
Man 3 Lady 3

While reforming the triangle, turn partner by Left, so that ladies face into the center.

Music changes melody at 4:09, to a jig. Use jig footwork.

(32) [4:09] **Inverse Chainsaw.**

(8) [4:09] Ladies' Chain.

(8) [4:17] Men's Chain.

(16) [4:25] Reverse See Saw.

(4) [4:40] **Swing To Finish.**

While swinging, the "back" couple migrates forward while the other 2 couples migrate back, to form a single line of swinging couples. End facing audience.

These 4 bars are not included in the dance length at the top.

Caller's Notes for 2013 Bechtel International Center Spring Fest Performance:

Music starts as a jig. Use jig footwork.

(8) [0:02] **Spinning Lead Around.**

(72) [0:10] **Hallucination Jig Block.**

(16) [1:19] **Lee's Demand Block.**

Music changes melody at 1:35, to a reel. Use reel footwork.

(16) [1:35] **Iris For 6.**

(96) [1:50] **Fairy Reel.**

(48) [3:23] **Galway Reel For 6.**

Music changes melody at 4:09, to a jig. Use jig footwork.

(32) [4:09] **Inverse Chainsaw.**

(4) [4:40] **Swing To Finish.**